

DZambelis Limited



Machinery Catalogue

THE NATURAL CHOICE

01621 742577 sales@dzambelis.co.uk

www.dzambelis.co.uk





Welcome to D Zambelis

Over 25 Years of Excellence in the Stone Industry

Founded in 1996, D Zambelis has been a leading supplier within the stone industry. Our main aspects cover stone tooling, new machinery, aftercare and CAD/CAM software training. We provide high-quality products and services to fabricators across the UK and Ireland. Our expertise includes:

Tooling & Consumables – Diamond cutting, grinding, polishing, adhesives, chemicals, and CNC tooling.

Stone Processing Machinery – including bridge saws, edge polishers, CNC machines, lifting & handling equipment.

DDX EasyStone CAD Software & Training – Industry-leading CAD solutions with expert training for seamless workflow integration.

Machinery Aftercare & Support – Comprehensive servicing, maintenance, and technical assistance to keep your machines running efficiently.

We are the official UK agents for Italian machinery manufacturers including:

Achilli Srl – Secondary saws & machinery

CMG – Edge polishers

Dal Forno – Lifting & handling equipment

Italmecc – Water recycling & air purification

OMAG S.p.A. – 5, 6 & 7 Axis CNC machines

Terzago Machine – Primary & secondary saws

Our Machinery Manufacturers

We only use the best when it comes to our machines and these are the companies we hold in high esteem.

Our range covers every aspect of stone processing, from **3.5m Block Cutters, 5 Axis CNCs Centres to Lifters & Bench Saws.**



FOR PRICES PLEASE CALL: 01621 742577
OR EMAIL: INFO@DZAMBELIS.CO.UK

Experience the D Zambelis Showroom

At D Zambelis, we believe that the best way to appreciate the quality and precision of our machinery and tools is to see them. Our showroom offers a hands-on experience, allowing you to explore our extensive range of stone machinery, tooling, and accessories up close.



Why Visit Our Showroom?

Expert Guidance


Our knowledgeable team is on hand to offer tailored advice and recommendations based on your specific project needs.

Extensive Product Range


From CNC machines to diamond tooling, we showcase a comprehensive selection of industry-leading products.

Whether you're looking to upgrade your machinery or explore new solutions for your workshop, our showroom is the perfect place to start. Visit us at our Essex location and discover how D Zambelis can support your business with the highest quality equipment and expertise.


See Our
Machines



Extensive
Product
Range



Expert
Guidance



D Zambelis Academy – Expert Training for Stone Fabricators

At D Zambelis, we don't just supply industry-leading machinery – we empower fabricators with the knowledge and skills to use them effectively.

The D Zambelis Academy offers specialist CAD/CAM software training designed to help stone professionals maximise their efficiency, precision, and productivity.

Our hands-on training courses are tailored to meet the needs of both beginners and experienced users, ensuring that you can confidently program and operate CNC machinery using advanced CAD/CAM software. Whether you're looking to refine your techniques or introduce digital fabrication to your workshop, our expert trainers will guide you every step of the way.




Available in one-to-one or group format



In-House in Essex or On-Site in Factory



Covers Basic 2D Drawing to Advanced 3D Modeling



What You'll Gain from Our Training:

Master CAD/CAM Software

Learn how to design, program, and optimise projects for CNC stone machinery.

Boost Productivity

Discover best practices to streamline your workflow and reduce waste.

Hands-On Learning










Get practical experience using real-world applications.

Industry Expertise

Learn from experienced professionals who understand the challenges of stone fabrication.



Contents

Primary Saws & Block Cutters	6 - 9	
Bridge Saws & Smaller Saws	10 - 17	
5 Axis+ Multicentres	18 - 21	
CNC Workcentres	22 - 27	
Water Recycling Systems	28 - 32	
Dust Equipment	33 - 35	
Edge Polishers	36 - 37	
Jib Cranes & Vacuum Lifters	38 - 43	
Miscellaneous Machines	44 - 45	

OMIAG

MEGA5




This machining center was designed with the aim of being able to offer in a single space a machine capable of being able to carry out all the processes required to a small or medium-sized laboratory.

Cutting geometries can be imported either in standard DXF format or in CVS format (simple spreadsheet). Once the cutting geometries have been defined, we then move on to the choice of positioning the individual elements in the cutting plate, the NESTING function performs this operation automatically, the user can always customize the cut respecting any grain of the material. Optimizing cutting means minimizing material waste and therefore not intervening manually during the cutting phases.

5-axis manual & automatic (CNC) shaping milling machine

TECHNICAL DETAILS

Controlled motiox axes	5
Workbench	3.600X 2.200 mm
Tilting table function	1.600 Kg
Cutting Thickness with ø 24,6"(625 mm) disc	200 mm
Minimum cutting disc	ø 350 mm
Axis X – Transverse axis stroke	3.600 mm
Axis Y – Bridge axis stroke	2.500 mm
Axis Z – Vertical axis travel	500-700 mm
Axis C – Rotation in axis of the disk	0°+ / -200°
Axis B – Disc inclination	0° + 90°
Disc motor power and rotation	(S6) 24,4 Hp / 5.000 Rpm





ELECTRONIC BRIDGE SAW RTE 40-1000

Machine constituted by an high resistance beam to guarantee an optimal stability of job.

The main parts of the machine are in an high strength and over dimensioned welded steel, while the rails of slide of the beam are in settled steel.

The longitudinal movement of the Cutting disc slides on cast iron flat and V guides in oil bath and moves thanks to an electric motoreducer linked to a pinion/rack system, an electronic inverter allows to perform the moves to the ideal speed.

The Up/Down movement of the operative head is achieved through a auto-breaking motor managing a re-circulating ball screw, above two prismatic guides, opportunely protected by stainless steel covers.

The positioning of precision is given by the use of an optic reader (encoder).

The transmission of the motion from the principal motor to the mandrel is reached with high performance belts, the variation of the turns mandrel is managed with electronic device (inverter).

The transversal movement of the main bridge on wheels is made with the use of an electric motoreducer linked to a pinion/rack system, an electronic inverter allows to perform the moves to the ideal speed.

The machine has a electronic gauge that arrests the motor of the disk in the case of insufficient pressure of the water of cooling and electronic limiter of load to prevent that the utensil suffers solitations of job higher of the predetermined value.

The electric cabinet, type IP 55, is placed on ground to the right side of the foundations in comfortable position and with the possibility to connect to a remote push buttoner that allows to perform all the principals movements in manual. On the cabinet of control it is installed a terminal composed by display and key pad, as option with a graphic Touch Screen, that offers the possibility to visualize in real time all the instructions for the operator, the alarms and the operational parameters to develop the correct cycle of job.

The machine can be enriched with all the necessary accessories to satisfy the innumerable demands of job.



Electronic Bridge Saw

TECHNICAL DETAILS

Diam. max of the applicable disks	2000mm / 78,74"
Diam min of the applicable disc	1600mm / 63"
Longitudinal run of the disk	4000mm / 157,48"
Translation of the bridge	4000mm / 157,48"
Diam. shaft of disk mandrel	80mm / 3,15"
Depth max cut	800mm / 31,49 "
Vertical run of the disk	1000mm / 39,37"
Speed of advancement of the adjustable-disk	0-18mm
Power motor disk	55Kw
Weight	6600Kg
Water consumption at 3/atm	150L/ 39,70 gallons-min



ELECTRONIC BLOCK CUTTER T30

ELECTRONIC SLIDING BRIDGE SAW

This machine built in strong welded steel with electrowelded rails does not require the use of block carriages as the blocks to be worked are placed on the ground. Cutting unit with rack / pinion system powered for beam travel by electric gear motor that allows cutting speed selection. Bridge translates on bearings with rack / pinion system powered by electric gear motor with inverter for perfect speeds. Head vertical movement with self-braking motor, on prismatic guides (with guard). Accurate positioning of all axes thanks to encoder. Main transmission through high performance belts and oil-bathed gear. Inverter provides spindle rev. changes. Mobile control pad can be connected to water-tight electrical cabinet. Terminal on control panel comprises display and keyboard and operator instructions, alarms and operating parameters can be viewed in real time.



TECHNICAL DETAILS

Max. blade diameter	3000 mm
Blade longitudinal stroke	4000 mm
Bridge translation	12000 mm
Blade vertical stroke	1750 mm
Max. cutting depth	1250 mm
Adjustable slide forward speed	0 - 18 m/min
Blade motor power	92 kW
Water consumption at 3 bar	200 l/min
Weight	13000 kg



ELECTRONIC BLOCK CUTTER T35

Built in welded steel with giant blade for extra cutting depth, a robust machine built on two columns that support and guide the vertical cutting unit movement along the cast iron bridge. Manual setting of limit switches avoided because of encoder for setting cutting length. Rev. variator and encoder for cutting unit traverse. Different cutting depths can be set from terminal. Blade-head unit moved horizontally by servomotor coupled to gear motor and rack and pinion system. Speed electronically regulated from control panel. Vertical movement on two precision screws with two worm screws. Two counter-screws for safety. One-speed step-cutting motor for rotation of screws which are synchronised by connecting shaft; encoder for positioning. Main transmission by high performance tracks with oil-bathed gear box. Shaft rev. changes by pulley (standard) or rev. variator (optional). Centralised lubrication. IP 55 electrical cabinet. Control panel with keyboard and real-time display of operator instructions, alarms and operating parameters.



TECHNICAL DETAILS

Blade longitudinal stroke	4000 mm
Blade vertical stroke	2000 mm
Carriage translation in op.	2000 mm
Block carriage dimensions	3000 x 2240 mm
Max. vertical blade diameter	3500 mm
Max. cutting depth	1500 mm
Min. Blade diameter	2200 mm
Adjustable slide forward speed	0 - 17 m/min
Blade motor power	55 kW
Total auxiliary motors power	7.5 kW
Water consumption at 3 bar	100 l/min
Weight	13800 kg

OIMAG

5 AXIS - DIGITALE

A 5 Axis CNC Bridge Saw that, in a small space, allows to perform all the operations necessary for a small and medium-sized laboratory.


The machine has a monobloc structure, in steel, with hot galvanizing treatment; its positioning does not require building works.

All the axes of this milling machine run on linear guides with recirculating ball bearings, driven by a precision rack and pinion system for the X and Y axes, while for the Z axis with ball screw and pre-loaded nut.

The air-cooled motor has a 1/2" gas tool connection with internal passage of cooling water.

The working table, made of wood panels, has an electro-welded steel structure and a capacity of up to 900 kg; it can tilt up to 85° thanks to a double piston hydraulic system.

The front guards of the machine comply with the European regulations in force.



5 Axis Bridge Saw



TECHNICAL DETAILS

Interpolated controlled axes	5 axes
Workbench	3.600 x 2.000 + 500 mm
Tilting table function	85° loading / 1.600 kg
Cutting thickness with Ø 24,6" (625 mm) disc	200 mm
Minimum cutting disc	Ø 350 mm
Axis X - Transverse axis stroke	3.600 mm
Axis Y - Bridge axle stroke	2.650 mm
Axis Z - Vertical axis travel	85
15,7" / 400 mm	100
Axis C - Rotation in axis of the disk	0° + / - 200°
Axis B - Disc inclination	0° + 90°
Disc motor power and rotation	(S6) 24,4 Hp / 5.000 Rpm
Approximate weight	4.000 kg
Water consumption	40 Lt. / min.
Overall dimensions	5.900 x 4.700 - h 2.800 mm



4 AXIS - CUTE 36/625

Machine with compact dimensions, specially made for factories with space problems, for the production of shaped pieces, profiling with a horizontal blade, kitchen worktops, steps, shower trays, masonry work in all-natural stone, engineering stone and sintered stone-like Lapitec, Dekton, Porcelain

It has a 360° head rotation.

All drives made with Brushless motors with high inertia.

PLC control complete with touch screen monitor.




4-axis monoblock sawing machine with 1/2" gas connection for tools

FEATURES

LC 12" Touch Screen Control
Maximum blade size = 625mm
Main Motor = 3-phase 400V
50Hz Power 11kW (15HP)
Laser beam alignment
Remote control
Hydraulic Tilting Table
Modem for Remote Assistance
Interpolation of all axis
horizontal and vertical
Software for CAD drawings
import
360° C Axis automatic head
rotation
Programming and interpolation
of the axis X-Y, Y-Z and X-Z
Completely automated cycles
permit the execution of all the
programs without the presence
of the operator

TECHNICAL DETAILS

X-axis blade stroke	3600 mm
Y-axis bridge translation	2000mm
Max. Ø blade	625 mm
Z-axis maximum cutting depth (with 625 Ø disc)	210 mm
Z-axis max. vertical stroke	360 mm
A-axis max. head inclination	90°
C-Axis rotation of the head	360°
Motor power at 1450 revs.	15/11 HP/kW
X-axis max. speed	20 m/min
Y-axis max. speed	20 m/min
Z-axis max. speed	3 m/min
Voltage/Frequency	400/50 V/Hz
Weight	3500 kg
Overall dimensions	5200 x 2800 x 3000h mm



New monoblock bridge saw with automatic head rotation, manual head tilt from 90° to 0° and 1/2" gas connection for mounting of core drills. High precision head motion on linear guides with recirculating ball slides.

High precision 4 axes monoblock bridge saw

ADVANTAGES

Customizable according to customer requirements;

Monoblock structure for easy installation (does not require foundation);

Automatic head rotation;

Precision Stone Cutting: extremely accurate and consistent stone sawing.

Simple to Operate: is capable of fully automatic operation or can be operated in a semi-automatic mode to give the operator full control of sawing operations;

Manual or CNC controlled head tilt from 90 to 0 degrees;



1/2" gas connection for mounting core drills and perform an automatic drilling cycle to easily cut corners and remove the tension from the sintered material plates;

Pre-loaded parametric figures such as hexagon, octagon, kitchen top, trapezium, polygon, etc.

Profiling environment of the CNC to create artistic frames and decorations.

TECHNICAL DETAILS

X axis travel	4000 mm
Y axis travel	2350 mm
Z axis travel	300 mm
Worktable dimensions	4800x2200 mm
Diamond blade diameter	350-525 mm
Blade bore size	50 mm
Head tilt	90° - 0°
Head rotation	0° - 360°
Main motor power	11kW = 15HP
Main motor rotation speed	1400 rpm 50Hz - 1700 rpm 60Hz
Main motor variable speed	800 - 3000 rpm
Standard voltage/frequency	3ph. 400V-50/60Hz 230V-60Hz



MBS TS is our best-selling bridge saw; the perfect combination of simplicity, flexibility and durability. The installation is easy and does not require foundation. The machine is equipped with a compressed, rectified and chromed "active beam" guaranteeing the utmost accuracy. The rotation of the head allows to perform interpolated angle cutting in all directions.

CNC Bridge Saw for Interpolated Angle Cutting in All Directions

ADVANTAGES

MBS TS is our historical monoblock bridge saw with CNC axis control unit for cuts programming;

Fully customisable according to customer requirements;



Monoblock structure for easy installation;

The perfect cutting precision is guaranteed by the special design of the beam;

Manual or automatic head rotation to perform interpolated angle cutting in all directions.

TECHNICAL DETAILS

X axis travel	3000 / 3500 / 3600 mm
Y axis travel	1930 mm
Z axis travel	380 mm
Worktable dimensions	4600x2200 mm
Max. diamond blade diameter	350-500 mm
Blade bore size	50 mm
Head tilt	90° - 45°
Head rotation	0°- 90°- 180°- 270° / 0°- 340°
Main motor power	7.5kW = 10HP / 11kW = 15HP
Main motor rotation speed	1400 rpm 50Hz - 1700 rpm 60Hz
Main motor variable speed	700 - 3400 rpm
Standard voltage/frequency	400V-50/60Hz / 230V-60Hz 3ph.



Mono block saw with fixed bridge for stone and sintered material slabs equipped with a compressed, rectified and chromed "active beam" guaranteeing the utmost accuracy. The worktable extensions widen the worktable facilitating the positioning of large slabs and the head feed is motorised with variable speed adjustment in both directions. A special optional device permits to carry out parallel cuts.

Stone Saw with Fixed Bridge For Stone, Quartz and Ceramic Slabs

ADVANTAGES

TFM is an extremely sturdy bridge saw, suitable to cut also thick stone slabs:

Customisable according to customer requirements;

Equipped with a special design beam providing the utmost accuracy;

Optional PLC control unit for step-cut programming;

Extremely accurate cutting on stone, ceramic, quartz and sintered materials;

Motorised head motion with variable speed on X axis in both directions.

TECHNICAL DETAILS

X axis travel	3100mm or 3500mm
Z axis travel	380 mm
Worktable dimensions	3695×900 mm
Diamond blade diameter	300-400 mm or 400-625 mm
Blade bore size	50 mm
Motor power	7.5kW = 10HP / 11kW = 15 HP (3ph.)
Main motor rotation speed	1400 rpm 50Hz – 1700 rpm 60Hz
Standard voltage/ frequency	400V-50/60Hz / 230V-60Hz 3ph.



MSA MITRE SAW FOR 45° CUTTING



Professional stone saw for tilted cuts designed to work slabs "face down", it allows to perform perfect 45 degree cutting even on un-calibrated slabs. No width limitation of the slab to process; even the most narrow strips can be machined thanks to the special pneumatic pistons blocking the stone. The maximum cutting precision is guaranteed by the head travel on linear guides fitted with recirculating ball slides and by the position of the blade cutting from bottom upwards.

Mitre Saw for The Professional Tilted Cutting At 45°

ADVANTAGES

MSA professional mitre saw for tilted cuts:

Steel frame with hot-dip galvanizing treatment for maximum resistance to wear and rust;

Worktable made of anti-scratch plastic material slats;

Available in two models: useful cut 3300mm or 3700mm;

Maximum cutting precision is guaranteed by the head travelling on linear guides fitted with recirculating ball slides automatically lubricated;

10 pneumatic pistons and 3 slab stops to secure even the smallest work pieces in place during machining;

Pneumatic pop-up slab stops to cut thin ceramic and sintered material slabs.

TECHNICAL DETAILS

X axis travel	3300 / 3700 mm
Worktable dimensions	3300/3700 x 1000 mm
Diamond blade diameter	350-400-450 mm
Min/Max stone thickness	0-80 mm (with pneumatic slab stops)
Main motor power	5,5kW = 7,5HP trifase
Main motor rotation speed	1400 rpm (50Hz) - 1700 rpm (60Hz)
Main motor rotation speed (opt.)	800 - 3400 rpm
Standard voltage/frequency	3ph. 400V-50/60Hz 230V-60Hz

Portable stone saw with a sturdy structure to cut marble and granite slabs with extraordinary accuracy. The innovative optional Slot device makes it a multi-purpose machine for performing horizontal cutting & polishing of straight slab edges.

ANR CUTTING & PROFILE MACHINE



ANR is a sturdy and accurate saw for stone slabs:

Special beam design to attain a perfect cutting precision;

Water tank with built-in recycling pump for blade cooling;

Optional device to perform horizontal cutting and profiling of slab edges.

AFR-A MOTORISED BENCH SAW



Fully equipped and motorized saw AFR-A suitable for small and large stone fabricating shops:

Available with several useful cuts, according to customer requirements.

Maximum cutting precision guaranteed by a special beam design.

Suitable for ceramic and sintered material slabs.

Available with multiple blades for processing anti-slip grooves.

AFR-C MANUAL STONE CUTTING MACHINE



Fully equipped and manual bench saw with fixed bridge AFR-C for cutting stone slabs:

Available with several useful cutting versions, according to customer requirements;

Maximum cutting precision guaranteed by a special beam design;

Sturdy and compact structure to work any kinds of slabs;


Manual head feed by hand crank.

TECHNICAL DETAILS

	ANR	AFR-A	AFR-C
Useful Cut	600-800-1000-1300-1500-2000 mm	1000-1500-2000-2500-3000-3300-3500 mm	1500-2000-2500-3000-3300-3500 mm
Diamond blade diameter (not included)	250-300-350 mm	250-300-350 mm	250-300-350 mm
Blade bore size	25,4 mm	25.4 mm	25.4 mm
Motor power	2.2kW = 3HP 1ph. / 3Kw = 4HP 3ph.	5kW = 6.5HP (3ph.)	3kW = 4HP (3ph.)
Motor rotation speed	2800rpm 50Hz - 3400rpm 60Hz	2800 rpm a 50Hz - 3400 rpm a 60Hz	2800 rpm a 50Hz - 3400 rpm a 60Hz
Standard voltage/frequency	400V-50/60Hz	400V-50/60Hz /230V-60Hz 3ph.	400V-50/60Hz /230V-60Hz 3ph.



TSA TRACK SAW ON MOBILE RAILS



A portable track saw on mobile rails. With a small investment, you can cut large slabs by placing the rails directly on the slab

Portable rail saw to cut small and large slabs

ADVANTAGES

An innovative portable track saw on mobile rail TSA:

Sturdy and compact frame easy to transport and assemble on-site;

Allows to cut large slabs with a small investment;

Available with 3 different sets of rails:

3 x 1250mm
1 x 2500mm
1 x 4000mm

TECHNICAL DETAILS

Rail Length	1250 mm x 3pz. / 2500mm / 4000mm
Diamond blade diameter	300-350 mm
Max. Cutting depth	40 mm
Main motor power	2.2kW = 3HP 1ph.
Main motor rotation speed	1400 o 2800 rpm 50Hz – 1700 o 3400 rpm 60Hz
Standard voltage / frequency	230V-50/60Hz

OMAG

AREA5 ADVANCED

Area5 Advanced machine means uniquely technology, precision and reliability. A numerical control working center projected to work with large saws and milling tools of all the measures, marble, stone or granite. The high speed of the movement of the axes is guaranteed by a full digital brushless motorization combined with a sliding movement on linear guides rails and ball bearing blocks.

All the moving parts are protected by PVC bellows and a centralized lubrication system grant quality and durability in long time. OMAG machines are equipped with Easy and Fast System Process Controls providing state-of-the-art process control in a user-friendly environment.

Easy and Fast System Process Controls consistently monitor and control all variables in real time against your pre-established programmed. A monitoring for cutting and milling increases work performance and resulting in patterns highest quality.




TECHNICAL DETAILS

Interpolated controlled axes	n°	5
Ø Maximum diameter saw	mm	850
Cutting thickness	mm	285
Ø Minimum diameter saw	mm	350
Axis X - Transversal stroke*	mm	3.800
Axis Y - Longitudinal stroke*	mm	2.000
Axis Z - Vertical stroke*	mm	700 / 800 / 900 / 1.000
Axis C - Rotation		0° 380°
Axis B - Tilting		0° ÷ 100°
Table sizes	mm	3.600 x 2.000
ISO Automatic Blade Change	mm	Ø 625
ISO Automatic Blade Change	mm	Ø 850
Motor power		27.7 HP (s6)
Tool Attachment		ISO50
Rotating control by inverter	RPM	0 ÷ 10.000
Water consumption	l/ min	40
Tilting head speed (B axis)	35°/sec	




OMAG

AREA5 ADVANCED



Planprobe

With the plane probe (PLANPROBE/TOUCH2D) the thickness of the slab is automatically memorised, this function provides a precise cut, especially for 45° cuts.



Radiusprobe

It is a device for measuring the diameter of the disc or the length of the tool.



SAM automatic lifter

Optimising the cut means reducing material scrap to a minimum and thus not having to manually intervene during the cutting phases.

OMAG Fastcut

Once the cutting geometries are defined, the next step is to position single elements in the cutting slab, the NESTING function performs this operation automatically.

Automatic size

The machine is equipped with all the automatic systems for monitoring the performance of each individual moving element.

Productivity report

The software is able to calculate the productivity of the machine and generate a detailed working report, indicating the working time, square meters produced and the percentage indicating the amount of material used.

OMAG Image + OMAG Vein Match

Thus the colours can be balanced, the brightness and contrast optimised, shadows removed and areas identified that should not be considered during machining. By activating the VEIN function, the designing and consequently the cut, can be performed along the veins of the material of various slabs.



Auto tool change and blade

Blade5 is equipped with a motor spindle with a high torque in order to be able to use large disk for a thickness cuts. The tool attachment ISO50 (which is automatic) allows to perform operations such as drilling, letters engravings, sculptures, profiling and polishing tools with shaped profiles. The changing from the milling tool to the disc head is fully automatic and can be programmed with a single work cycle.

OMAG



BLADE5

Blade 5 is a milling, shaping, polishing and contouring machine capable of working on different materials such as natural stone, quartz, ceramic, glass, plastics.

The high speed of the movement of the axes is ensured by a brushless motorization combined with ball screws, while the sliding on linear guides with ball bearing blocks, the protection of the moving parts with pvc bellows and an oil lubrication system centralized guarantee quality and precision over time.

The machine can be equipped with a diamond disc with a diameter of up to 1600 mm, tiltable up to 140 ° and rotatable up to 380 °. The working table has a fixed position: it is the disc that automatically positions itself with respect to the profiles and cuts to be made.

The numerical controls used are from the main world manufacturers, the software development (CAD / CAM) and the customization of the machine functions are carried out by an OMAG staff who also has the task of ensuring the training and pre and post sales assistance service.



TECHNICAL DETAILS

Interpolated controlled axes	n°	5
Ø Maximum diameter saw	mm	1.600
Cutting thickness	mm	600
Ø Minimum diameter saw	mm	625
Axis X - Transversal stroke*	mm	4.000
Axis Y - Longitudinal stroke*	mm	3.000
Axis Z - Vertical stroke*	mm	1.000 ÷ 2.000
Axis C - Rotation		0° 380°
Axis B - Tilting		0° ÷ +/- 140°
Table sizes	mm	4.000 x 2.500
ISO Automatic Blade Change	mm	Ø 625
ISO Automatic Blade Change	mm	Ø 850
ISO Automatic Blade Change	mm	Ø 1200
Motor power		76 HP (s6)
Tool Attachment		ISO50
Rotating control by inverter	RPM	0 ÷ 8.000
Water consumption	l/ min	60




OMAG

BLADE5




Automatic Disc Change

Automatic blade disc change from diameter 500 to 1,200mm



Intelligent Probes

For measuring material thickness as well as tools and blades accurate processing.



Fully Customisable

Complete flexibility to create a machine that is suitable for your style of work and processes

OMAG Fastcut

Once the cutting geometries are defined, the next step is to position single elements in the cutting slab, the NESTING function performs this operation automatically.

Automatic size

The machine is equipped with all the automatic systems for monitoring the performance of each individual moving element.

Productivity report

The software is able to calculate the productivity of the machine and generate a detailed working report, indicating the working time, square meters produced and the percentage indicating the amount of material used.

OMAG Image + OMAG Vein Match

Thus the colours can be balanced, the brightness and contrast optimised, shadows removed and areas identified that should not be considered during machining. By activating the VEIN function, the designing and consequently the cut, can be performed along the veins of the material of various slabs.




OMAG

4 AXIS CNC - MILL4

MILL4X is 4-axis numerical control machining center, which group all the functions of a machining center in a single system multifunction.

OMAG MILL4X are the result of OMAG experience gained in 40 years of production and the combination of the best technologies, with the simplicity of setting the job for shaping, contouring, engraving, milling, sculpting, polishing, of natural and synthetic materials, as well as ceramics. OMAG MILL4X are a highly productive machine both when mass production is required and for unique and original pieces.



The high speed of the movement of the axes is ensured by a brushless motorization combined with ball screws, while the sliding on linear guides with ball runners, the protection of moving parts with pvc bellows and a centralized lubrication system guarantee quality and precision over time.

The numerical controls used are from the main world manufacturers, the software development (CAD / CAM) and the customization of the functions is guaranteed by a staff of engineers who also have the task to ensure a constant training and assistance service.




TECHNICAL DETAILS

Interpolated controlled axes	n°	3+1
Axis X - Transversal stroke	mm	3.200
Axis Y - Longitudinal stroke	mm	1.800
Axis Z - Vertical stroke	mm	700
Axis C - Rotation		Unlimited / Illimitata
X axis movement speed	m/min	0 ÷ 48
Y axis movement speed	m/min	0 ÷ 48
Z axis movement speed	m/min	0 ÷ 20
< T > axis inclination, lowered plane		.+0.28° -0.28°
Ø Disc maximum diameter (on ISO angular head)	mm	Ø 500
Table sizes	mm	3.200 x 1.800
Tool magazine	n°	21
Motor power		23 HP (s6)
Rotating control by inverter	RPM	0 ÷ 10.000
Water consumption		40 l/min


OMAG

4 AXIS CNC - MILL4




Renishaw Reader

Renishaw reader to check the profile, diameter and length of the tool.



Vacuum Cups

Set of double-acting vacuum cups.



Tool Magazine

Tool magazine behind with 22 position.




Machine Control Panel

OMAG equipped all his machine with the latest generation computer numerical control (CNC) of all the major and international brand. A panel touch screen, large view, connected with a PC Windows operating system, allows the operator to perform the functions in front of the machine in a simplified and easy way. The network connection will ensure that the machine is a device within the company network and therefore can meet the interactivity standards, which are increasingly required. HW It's a device connected by a cable linked to the console, the main controls, axes and emergency stop. It is a very useful tool for function



OMAG ES High-performance, complete CAD/CAM solution

A modular and flexible CAM solution for 2.5D, 3D and 5-axis milling as well as mill turning and machining operations such as high-speed cutting and countouring and high-performance with everything integrated in a single interface.



OMAG

4 AXIS MONOBLOCK CNC - DIGIMILL


DIGIMILL is the 4-axis numerical control machining center that groups all the functions of a multifunctional machining center in a single system.

DIGIMILL is the result of OMAG experience gained in 40 years of production and the combination of the best technologies with the simplicity of setting the job for shaping, contouring, engraving, milling, sculpting, polishing of natural materials and synthetics as well as ceramic.

DIGIMILL is a highly productive machine both when mass production is required and for unique and original pieces.

The high speed of the movement of the axes is ensured by brushless motorization combined with ball screws, while the sliding on linear guides with ball runner blocks, the protection of the moving parts with PVC bellows, and a centralized lubrication system, guarantee quality and precision over time.

The numerical controls used are from the main world manufacturers, the software development (CAD / CAM), and the customization of the functions is guaranteed by a staff of engineers who also have the task of ensuring a constant training and assistance service.



TECHNICAL DETAILS

Interpolated controlled axes	n°	3+1
Axis X - Transversal stroke	mm	3.600
Axis Y - Longitudinal stroke	mm	1.500
Axis Z - Vertical stroke	mm	350
Axis C - Rotation		Unlimited
< T > axis inclination, lowered plane		.+0.28° -0.28°
Ø Disc maximum diameter (on ISO angular head)	mm	Ø 200
Table sizes	mm	3.600 x 1.500
Tool magazine	n°	22
Motor power		15 HP (s6)
Tool Attachment		ISO40
Rotating control by inverter	RPM	0 ÷ 10.000
Water consumption	l/min	25


OMAG

4 AXIS MONOBLOCK CNC - DIGIMILL




T Axis Accessory

For inclined recess drainers



Groove Wheel Holder

For making drainer grooves



Tool Magazine

Tool magazine behind with 22 position.




Machine Control Panel

OMAG equipped all his machine with the latest generation computer numerical control (CNC) of all the major and international brand. A panel touch screen, large view, connected with a PC Windows operating system, allows the operator to perform the functions in front of the machine in a simplified and easy way. The network connection will ensure that the machine is a device within the company network and therefore can meet the interactivity standards, which are increasingly required. HW It's a device connected by a cable linked to the console, the main controls, axes and emergency stop. It is a very useful tool for function




OMAG ES High-performance, complete CAD/CAM solution

A modular and flexible CAM solution for 2.5D, 3D and 5-axis milling as well as mill turning and machining operations such as high-speed cutting and countouring and high-performance with everything integrated in a single interface.



Cut with Confidence: **Bridge Saw Blades**

Our blades are built to deliver clean, accurate cuts through granite, marble, quartz, ceramic and porcelain — with minimal chipping and maximum efficiency. Whether you're cutting slabs daily or working on specialist pieces, our range includes blades to suit every material, machine, and requirement.



BRIDGE SAW BLADES



Precision Starts Here: CNC Tooling

At D Zambelis, we supply high-performance tools engineered for accuracy, durability, and flawless finishes – whether you're profiling, cutting, milling, or polishing. Our CNC tooling solutions are trusted by stone professionals across the UK for their consistency, longevity, and compatibility with leading CNC machines.



Don't Forget the Tooling

Your machine is only as good as the tools you pair it with.

Explore our **Tooling Brochure** for a full range of high-performance blades, drills, pads and CNC tooling – all carefully selected to help you get the most from your investment.

View online at dzambelis.co.uk or ask us for a copy today.



Want to Know More?

For full specifications, videos, and the latest pricing on any of the machinery featured in this brochure, simply scan the QR code or get in touch.

E: sales@dzambelis.co.uk
T: +44 1621742577
W: www.dzambelis.co.uk



SILO "C" SERIES WATER SYSTEM



STANDARD WATER CLARIFIER

The stainless steel silo "C series", with its multiple dimensions, is the most required clarifier in the market. Its optimal construction characteristics combined with the positioning versatility, make this product suitable for almost the totality of laboratories; producing flow capacity included from 100 to 4.000 lt/min. It's completely realised in AISI 304 and it represents the flagship of water clarifier's.

All Italmec water systems are available with smart boosting pumps with inverter technology to guarantee stable pressure in all conditions, eliminate the start-stop that damages pumps and to avoid the damaging of the seals thanks to an automatic stop in case of lack of water.

FEATURES

A system that will allow from 4000-8000 litres capacity, based on the size of the silo, which can clarify 260-400 litres per minute.

An electrical panel to control the chemical dosing station (Flocculant), discharge valve, and also ready to add, if needed, an additional dosing station (poly amine).

As optional, the system comes with a storage tank to keep the recyclable water before it is distributed to the boosting pumps and subsequently the machinery.

This configuration works well for small-to-medium sized companies, with anything between 2 and 5 machines.

TECHNICAL DETAILS

	Capacity (L)	Overall Diameter (mm)	Height (mm)	With Flocculant (L/min)	Without Flocculant (L/min)
C4	4000	1900	3000	200	100
C8	8000	2200	3850	350	180
C14	14000	2200	5350	500	270
C20	20000	2200	6850	700	350




BLUCOMB LAMELLER WATER SYSTEM



Lamellar water clarifier Blucomb in its variations: Polystone, hot galvanized and painted, is able to treat a high quantity of water maintaining reduced dimensions, allowing the installation in laboratories with limited available space.


Lamellar self-cleaning system (optional) guarantees a better deputation efficiency and at the same time, it maintains the clarifier cleaner. Flow capacity with this system is included from 250 to 950 l/min.



Lamellar Pack Water Clarifier

TECHNICAL DETAILS

	Capacity (lt)	Overall Dimensions (mm)	Height (mm)	With Flocculant (L/min)	Without Flocculant (L/min)
BCM 9.0	9000	2730 x 2145	3515	400	250
BCM 14.0	14000	3130 x 2145	3935	600	300



Programmable automatic self-cleaning system for lamellar packs



Fully automatic flocculant dosing station



WATER SYSTEM ACCESSORIES

CHEMICAL DOSING STATION

Flocculant and Coagulant Dosing system means the equipment composed of tanks, pumps, mixers and piping located between the dirty water collection pit and silo water clarifier system, which is intended to inject into the dirty water lifting pipe a quantity of polyelectrolyte to let the solids contained into the dirty water settle in a short period of time.

The dosing station is a key component to complete a perfect treatment of wastewater.

It performs the function of speeding up and improving the clarification quality of wastewaters.

The flocculant formula loaded into the station is chosen according to the composition of wastewater to be treated by carrying out a laboratory jar-test at our headquarters.

AUTOMATIC



SEMI-AUTOMATIC



BOOSTER PUMP

All our booster units are designed to work under inverter controls. Starting with the pump with flow capacity up to 250 lt/min, ending with the bigger group with flow capacity up to 1.200 lt/min. Thanks to the special parameterization of the inverters, realized in collaboration with Schneider engineers, booster groups are able to:

To guarantee stable pressure in all the conditions

To eliminate the frequent Start&Stop that cause damages to the pumps

To avoid the damaging of the seals thanks to the automatic stop in case of water absence



CNC FILTER

The CNC filter is used in precision liquid/solid separation to feed the spindle of CNC machines.

It is installed immediately after the WaterBoost booster pump unit.

The task is to perfectly filter the clarified water released from the clarifier silo in a controlled manner.

Specifically, the CNC filter separates liquids from solids using a series of self-cleaning rotating filter discs, where the clarified water pumped into the filter body will feed all the spindles, protecting them from abrasion.

Our filter is specifically designed according to the volume and type of water that must be perfectly filtered.

The lubrication of the spindle of CNC machines has become a crucial point in recent years. These spindles, typically require a level of water purification difficult to achieve with a standard filtration system (from a silo or filter presses).

The Italmecch BluWater CNC filter is the solution. Thanks to its patented self-cleaning system, it can easily feed up to 7 CNCs at the same time.

The level of purification released is set at 25µ (we can go down to 3µ if required) of filtered water. Thanks to this application there is no need to further filter the clear water using a filter-press (which slowly fills a tank).





ECOPRESS 800 & 500

ECOPRESS 800



ECOPRESS 500

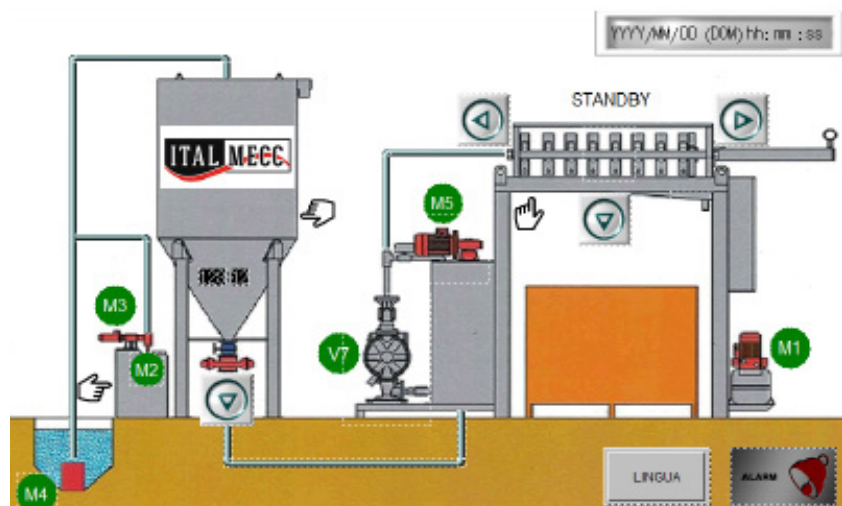


FEATURES

High-efficiency filter-presses, with plates dimensions of 800x800mm and 500x500mm, represent the ideal solution on the mud treatment in medium and big companies. Structural high solidity and wearing resistance, thanks to the quality of the materials used, represent the strong point of the machine. The Touch-screen control panel permits the total management of the water treatment system. It is easy and quick to be used by the operator, both in a semi-automatic or fully automatic way.

TECHNICAL DETAILS

	Overall Dimensions	Number of Plates	Hourly Production
Ecopress 500/15	3100 x 1050 x 1250 mm	15	0.32 - 0.40 m3
Ecopress 800/9	3500 x 1500 x 1700 mm	9	0.35 - 0.60 m3
Ecopress 800/18	3500 x 1500 x 1700 mm	18	0.75 - 1.00 m3
Ecopress 800/25	4500 x 1500 x 1700 mm	25	1.06 - 1.40 m3
Ecopress 500/35	5000 x 1500 x 1700 mm	35	1.50 - 2.00 m3





ECOFANGHI SLUDGE DEHYDRATOR



It is the most classic, cheap and easy technique to separate the mud from water. In specific, from the top tank the dirty water falls into the Big Bag filters. The Big Bag filters keep the mud and release the water by transudation. Once the Bag is full, it will be removed and replaced with a new one. The filtered water can be reused but it remains of medium quality clearness.

- Fully made in stainless steel AISI 304;
- Sump pump, float and hose included;
- Automatic control box;
- 5 single island grids to safely remove each bag;
- Trolley for a safe removal of the full bags (Optional);
- Fluids release output at the bottom to keep the ambient clean and safe.

Sludge Dehydrator

FEATURES

Fully made in stainless steel AISI 304, the ECOFANGHI dehydrator is solid and easy to use. It represents the easier and cheaper way to remove the sludge from settlement tanks and pits. It collects the mud into proper bags that will be ready for their disposition in short time.

TECHNICAL DETAILS

	Overall Dimensions	Tank	Bag Capacity	Number of Bags
Ecofanghi	2850 x 500 x 1650 mm	400 L	100 L	5





AIR QUATTRO

The bench with dry technology uses the same filtration system as the Air Dry aspiration cabin: with water and oil proof filtering sleeves.

The self-cleaning process is controlled by the internal PLC. The dust, removed from the filters, is collected into the drawers on the bottom of the machine.

Mobile bulkheads also allow to drive aspiration flow as preferred, making it stronger in some areas, if required.



Dry Bench Dust Collector

TECHNICAL DETAILS

	Overall Dimensions	Height	Dimensions	Aspiration	Noise Level	Depuration
Air Quattro	3580 x 1420 x 1880 mm	950 mm	2720 x 1180 x 30 mm	9000 m3/hr	74 dB	<99.5%



AIR 5



The bench with water technology uses the same filtration principle as the Air Box suction cabin. The bench, realized in galvanized steel, has been specially designed to convey the air inside the purification tower (built in AISI 304). The submersible pump, installed inside the tank in the purification tower, is easy to access for checks and maintenance. Special atomising nozzles made in brass create a cloud of highly effective filtering water. Finally, the powerful fan ensures excellent suction, both during dry and wet processing.

Particularly suitable for building works such as jambs, steps, fireplaces.

Water Dust Collector Bench

TECHNICAL DETAILS

	Overall Dimensions	Height	Dimensions	Aspiration	Noise Level	Depuration
Air5	2930 x 1260 x 2100 mm	900 mm	197 x 890 x 30 mm	12000 m3/hr	74 dB	<85%



AIR DOMINO


FEATURES

Suction cabin with dry technology provided with water and oil proof filtering sleeves that give longer life time. Thanks to self-cleaning system, controlled by a PLC, the dust entrapped on the filters is released into the drawers on the bottom of the machine. Powerful fan motors installed and the large front grid, permit an efficient and homogeneous aspiration for all machine front surface.



TECHNICAL DETAILS


	Overall Dimensions (mm)	Aspiration	Noise Level	Deputation
Air Domino 310	3100 x 1020 x 2200	18,000 m3/hr	70dB	<99.8%
Air Domino 410	4300 x 1020 x 2200	24,000 m3/hr	70 dB	<99.8%



MAGNUM

FEATURES

It's the best support to extend the working area up to 8 meters away from the dust collector. It can be used with both technologies: dry and wet. The arm, with its position flexibility, permits the operator huge versatility; which is the primary characteristic of this kind of product.



TECHNICAL DETAILS

	Overall Dimensions	Arm Length
Magnum	650 x 650 x 730 mm	3 m





AIRBOX

FEATURES

Dust collector with water technology, thanks to its versatility, is used for many processes with dry and water tools. Its simplified but sturdy construction and the low maintenance required makes this dust collector the most common for companies in stone industries and more. The Air Box utilizes high quality materials such as: Stainless steel AISI 304 for machine body and pump and brass for the nebulization nozzles.


The large front suction mouth, permit an efficient and homogenous aspiration on all machine front surface. The Air Box is suitable for any type of work, be it on a workbench, workstand, or for statues. Suitable for dust of stone, concrete, glass, wood, metals.

The pump placed inside the water recycling tank feeds the high-performance nozzles mounted on two different stage pipes that create a twin barrier of finely atomized water. The aspirator attracts the dusty air and makes it pass through the atomized water. The powders, once in contact with water, turn into mud. Periodically, the sludge deposited in the tank must be removed and the exhausted water replaced.



TECHNICAL DETAILS

	Overall Dimensions (mm)	Aspiration	Noise Level	Deputation
AIR BOX 2100	2100 x 700 x 2120	13,370 m ³ /hr	78dB	<85%
AIR BOX 3100	3100 x 700 x 2120	26,740 m ³ /hr	78 dB	<85%
AIR BOX 4100	4100 x 700 x 2120	26,740 m ³ /hr	78 dB	<85%



- Machine fully made in Stainless Steel
- Powerful aspiration (thanks to its two motor-fans)
- Suitable for Dry and Water tools cut
- Water filter honeycomb grid (removable from the front)
- Spray nozzles made in brass (patented self-purging and inspectable system)
- Quick & Easy maintenance operations



TAURUS 565

Taurus 565 is compact with great performances

Behind the taurus 565 edge polishing machine there is an advanced technological study that ranges from the realization of different projects, from a simple staircase step to a kitchen countertop.



FEATURES

Calibration device with the possibility of calibrating a width of 60 mm.

Blade cutting, drip tray and inclined cuts.

6 frontal polishing heads and 5 abrasive heads.

Floating system for polishing granite.

Patented system that allows the execution of the processes without the help of the feedback bar.

Latest generation lubrication system with automatic monitoring of greasing times and failure reporting.

TECHNICAL DETAILS

Front spindles	6
Bevelling spindles	2 / 4
Diameter of the calibration wheel	200 mm
Diameter of the cutting disc	300 mm
Abrasive heads diameter	130 / 150 mm
Min/max working thickness	15 / 60 mm
Feed speed (conveyor belt)	5 / 2300 mm/min
Water consumption	90 l/min
Max power required	30 kW
Overall dimensions	5000 x 1800 x 2000 mm
Machine weight	4.0 Kw






FLOTTER 520 / 540 / 540 PLUS

The edge-polisher Flotter 520 is suitable for polishing and profiling the edges on composite stones. A small machine that is simple to use and maintain.

The electronic equipment sets the partial polishing, the on/off regulation of the polishing heads, the automatic polishing of irregular shape like winding staircase and many other possibilities.



FEATURES

Support bar with manual adjustment to support slabs with different dimensions.

1 meter roller tables to support the pieces being processed.

Kw. 4 universal cutter for upper, lower and inclined cutting with various tilting degrees

Kw. 4 calibrator with vertical and horizontal adjustment.

5 frontal polishing heads with an independent regulation of the air pressure.

Protection carter and cover in stainless steel.

The conveyor belt runs on cold drawn flat stainless steel bars of 12 mm.

TECHNICAL DETAILS

Model	FLOTTER 520	FLOTTER 540	FLOTTER 540 PLUS
Front spindles	5	5	5
Bevelling spindles	1+1	<85 dbA	<85 dbA
2+2	2 + 2	7.5 Kw	7.5 Kw
Diameter of the calibration wheel	200 mm	100-1200 mm	100-1200 mm
-	200 mm	2500 mm	2500 mm
Diameter of the cutting disc	300 mm	10-40 mm	10-40 mm
300 Mm	300 mm	975 mm	975 mm
Abrasive heads diameter	130 / 150 mm	20-2000 mm/min	20-2000 mm/min
130 / 150 Mm	130 / 150 mm	120 mm	120 mm
Min/max working thickness	15 / 60 mm	4.0 Kw	4.0 Kw
15 / 60 Mm	15 / 60 mm	100 mm	100 mm
Feed speed (conveyor belt)	5 / 2300 mm/min	3.0 Kw	3.0 Kw
10 / 2300 Mm/min	10 / 2300 mm/min	8	8
Water consumption	60 l/min	100 mm	100 mm
70 L/min	80 l/min	1+1 or 2+2	1+1 or 2+2
Max power required	20 kW	19 kW	22 kW
Overall dimensions	3750 x 1800 mm	3750 x 1800 mm	4000 x 1800 mm
Machine weight	2700 kg	2900 kg	3000 kg

SMALL PAD LIFTER



Single pad vacuum lifter

Capacity: 100 to 3000 kg

Suitable for lifting solid material, not porous, having flat surface: cut-to-size panels, tiles, stairs, small slabs, metal panels, honeycomb panels, steel elements, window's glasses, double-glazed windows.

Fast and simple handling unit, compact and sturdy constructed, suitable for continuous and heavy-duty use. Ideal under the hook lifting device, perfect complement to lifting equipment, manual and pneumatic option available.

Equipped with vacuum reservoir, built-on safety devices with acoustic and luminous alarm systems, vacuum gauge.

A big step ahead is our distinctive rubber sealing, flexible, resistant and long-lasting, that allows gripping of any material finishing (raw, polished, honed, flamed, bush-hammered, sand blasted, etc.

M series | Manual or Pneumatic Tilting

FEATURES

Manufactured with light alloy materials and galvanised steel, aluminium casting pad – long-life and rustproof.

Fast and easy replacement of the rubber sealing ring.

Can be tilted 0° to 90°, to lift and lay down materials both horizontally that vertically (upright).

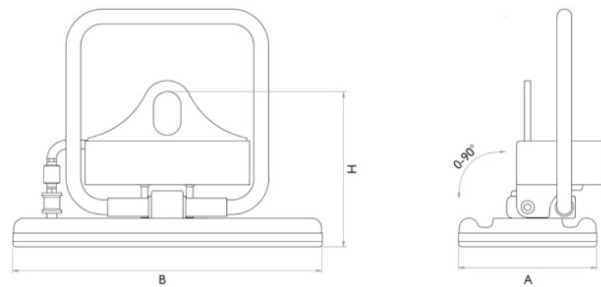
Pivoting axis close to the pad to facilitate the vertical positioning.

Adjustable inclination of the manoeuvring handle.

Detachable and rechargeable vacuum leakage alarm with buzzer and warning lights activated by a vacuum switch, apart battery charger.

One-direction valves to allow vacuum keeping also in case of pipe cuts/vacuum loss.

ON/OFF sliding valve with locking device against accidental releasing.



TECHNICAL DETAILS

Model	A	B	H	Weight	V/H/ Capacity
M2040	200	420	260	18	60/120
M2550	250	560	260	20	125/250
M3570	350	680	260	30	250/500
M5085	500	860	270	40	500/1000
M55110	560	1100	300	140	750/1500
M60120	610	1200	300	180	1000/2000
M90120	900	1200	300	210	1500/3000



MEDIUM PAD LIFTER



Two and three pad vacuum lifter

Capacity: 250 to 1500 kg

Suitable for lifting solid material, not porous, having flat surface: cut-to-size panels, tiles, stairs, small slabs, metal panels, honeycomb panels, steel elements, window's glasses, double-glazed windows.

Fast and simple handling unit, compact and sturdy constructed, suitable for continuous and heavy-duty use. Ideal under the hook lifting device, perfect complement to lifting equipment, manual and pneumatic option available.

Equipped with vacuum reservoir, built-on safety devices with acoustic and luminous alarm systems, vacuum gauge.

A big step ahead is our distinctive rubber sealing, flexible, resistant and long-lasting, that allows gripping of any material finishing (raw, polished, honed, flamed, bush-hammered, sand blasted, etc.

S series | 2 & 3 Pads | Manual Tilting

FEATURES

Manufactured with light alloy materials and galvanised steel, aluminium casting pad – long-life and rustproof.

Fast and easy replacement of the rubber sealing ring.

Can be tilted 0° to 90°, to lift and lay down materials both horizontally that vertically (upright).

Pivoting axis close to the pad to facilitate the vertical positioning.

Adjustable inclination of the manoeuvring handle.

Detachable and rechargeable vacuum leakage alarm with buzzer and warning lights activated by a vacuum switch, apart battery charger.

One-direction valves to allow vacuum keeping also in case of pipe cuts/vacuum loss.


2 PAD TECHNICAL DETAILS

Model	Dimensions (mm)				Weight (kg)	V/H Cap. (kg)
	A	B	H	L		
L2S 2040	200	420	467	1550	47	125/250
L2S 2550	250	560	467	1550	53	250/500
L2S 3570	350	680	467	1550	60	500/1000

3 PAD TECHNICAL DETAILS

Model	Dimensions (mm)					Weight (kg)	V/H Cap. (Kg)
	A	B	H	L	Middle Pad		
L3S 2040	200	420	325	1550	200 x 420	57	185/370
LS3 2040/50	200	420	325	1550	250 x 560	60	250/500
L3S 2550	250	560	325	1550	250 x 560	66	375/750
LS3 2550/70	250	560	325	1550	350 x 680	72	500/1000
L3S 3570	350	670	325	1550	350 x 680	85	750/1500

MEDIUM TO LARGE PAD LIFTER



Up to six pad vacuum lifter

Capacity: 400 to 1500 kg

Suitable for lifting solid material, not porous, having flat surface: cut-to-size panels, tiles, stairs, small slabs, metal panels, honeycomb panels, steel elements, window's glasses, double-glazed windows.

Fast and simple handling unit, compact and sturdy constructed, suitable for continuous and heavy-duty use. Ideal under the hook lifting device, perfect complement to lifting equipment, manual and pneumatic option available.

Equipped with vacuum reservoir, built-on safety devices with acoustic and luminous alarm systems, vacuum gauge.

A big step ahead is our distinctive rubber sealing, flexible, resistant and long-lasting, that allows gripping of any material finishing (raw, polished, honed, flamed, bush-hammered, sand blasted, etc.

L & VL series | Up to 6 Pads | Manual and Pneumatic Tilting

FEATURES

Manufactured with light alloy materials and galvanised steel, aluminium casting pad – long-life and rustproof.

Fast and easy replacement of the rubber sealing ring.

Can be tilted 0° to 90°, to lift and lay down materials both horizontally that vertically (upright).

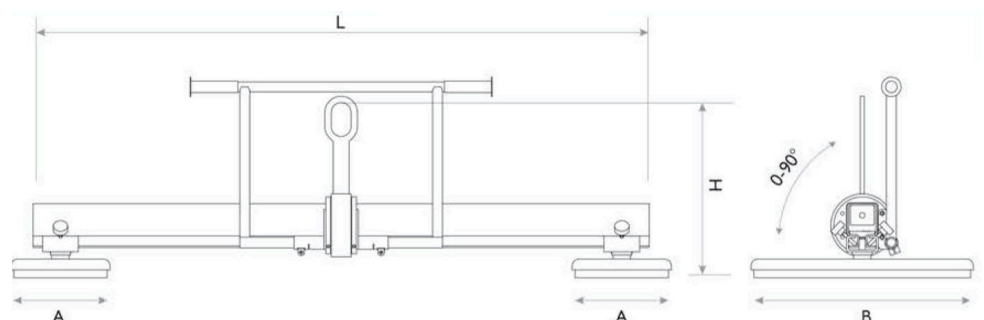
Pivoting axis close to the pad to facilitate the vertical positioning.

Adjustable inclination of the manoeuvring handle.

Detachable and rechargeable vacuum leakage alarm with buzzer and warning lights activated by a vacuum switch, apart battery charger.


TECHNICAL DETAILS

Model	Dimensions (mm)					Weight (kg)	V/H Cap. (kg)
	A	B	H	L	Middle Pad		
L2L 2550	250	560	430	2000		74	250/500
L3L 2550	250	560	430	2000	250 x 560	82	375/750
L3L 2550/70	250	560	430	2000	350 x 680	88	500/1000
L2L 3570	350	680	430	2000		85	500/1000
L3L 3570	350	680	430	2000	350 x 680	100	750/1500





LARGE PAD LIFTER



Up to ten pad vacuum lifter

Capacity: 500 to 1500 kg

Suitable for lifting solid material, not porous, having flat surface: cut-to-size panels, tiles, stairs, small slabs, metal panels, honeycomb panels, steel elements, window's glasses, double-glazed windows.

Fast and simple handling unit, compact and sturdy constructed, suitable for continuous and heavy-duty use. Ideal under the hook lifting device, perfect complement to lifting equipment, manual and pneumatic option available.

Equipped with vacuum reservoir, built-on safety devices with acoustic and luminous alarm systems, vacuum gauge.

A big step ahead is our distinctive rubber sealing, flexible, resistant and long-lasting, that allows gripping of any material finishing (raw, polished, honed, flamed, bush-hammered, sand blasted, etc.

X series | 5-10 Pads | Manual and Pneumatic Tilting

FEATURES

Manufactured with light alloy materials and galvanised steel, aluminium casting pad – long-life and rustproof.

Can be tilted 0° to 90°, to lift and lay down materials both horizontally that vertically.

Pivoting axis close to the pad to facilitate the vertical positioning.

Adjustable inclination of the manoeuvring handle.

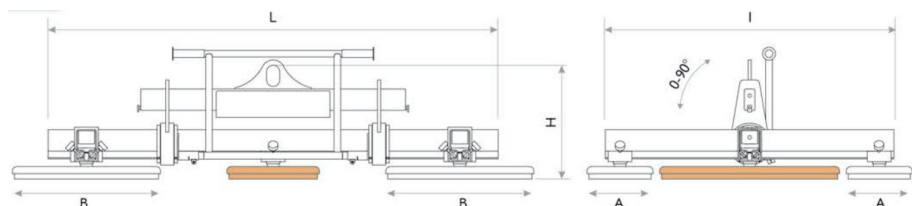
Detachable and rechargeable vacuum leakage alarm with buzzer and warning lights activated by a vacuum switch, apart battery charger.

One-direction valves to allow vacuum keeping also in case of pipe cuts/vacuum loss.

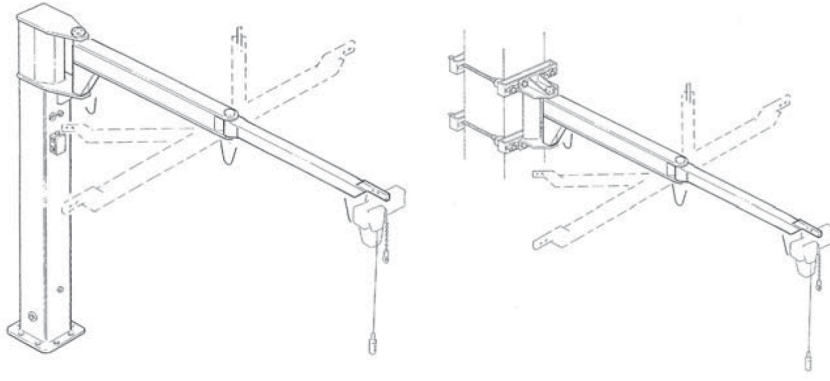
ON/OFF sliding valve with locking device against accidental releasing in compliance with the CE Machine Directive to conform the EU standards for CE marking.

TECHNICAL DETAILS

Model	Dimensions (mm)					Weight (kg)	V/H Cap. (Kg)
	A	B	H	L	I		
X4L 2040	200	420	430	2000	1300	120	200/500
X5L 2040	200	420	430	2000	1300	125	300/600
X5L 2040/50	200	420	430	2000	1300	127	375/750
X4L 2550	250	560	430	2000	1300	130	500/1000
X5L 2550	250	560	430	2000	1300	140	625/1250
X5L 2550/70	250	560	430	2000	1300	145	750/1500



S Model

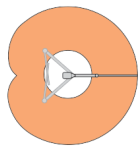


“S” articulated jib model

Capacity 125 to 500 kg

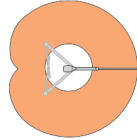
Jib length 3 to 7 m

The jib of this model is articulated in two “hinged segments” which allow the handling even if fixed obstacles are present. This model permits the best use of the vertical room available and the clockwise/anticlockwise swing for more than 360°.



360°

Area servita
Slewing range

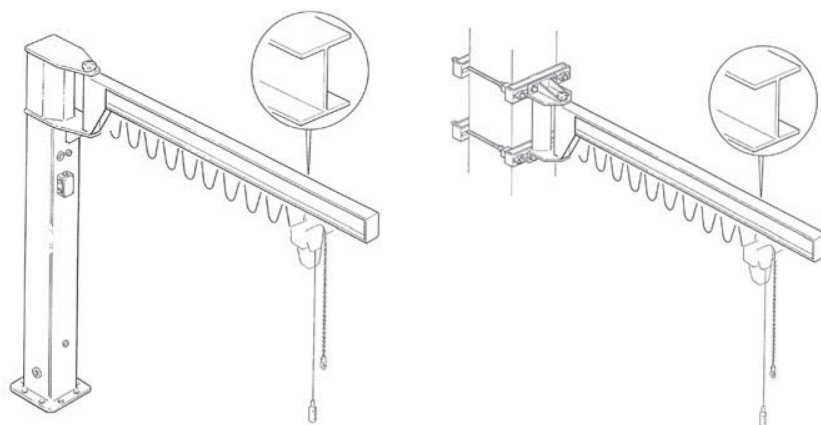


360°

Area servita
Slewing range

Capacity (kg)	Jib Length (m)	Total Column Height (m)
125	3-7	3-5
250	3-7	3-5
500	3-7	3-5

T Model

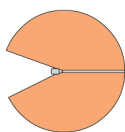


“T” cantilever jib model

Capacity 125 to 2000 kg

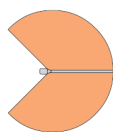
Jib length 2 to 5 m

This model allows the best use of the vertical room available thanks to the absence of rod and permits the maximum use of the hook path. The arm allows the addition of electric or mechanical push-trolleys.



290°

Area servita
Slewing range



250°

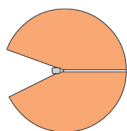
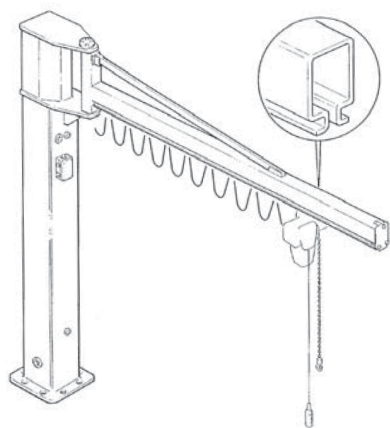
Area servita
Slewing range

Capacity (kg)	Jib Length (m)	Total Column Height (m)
125	2-5	3-5
250	2-5	3-5
500	2-5	3-5
1000	2-5	3-5
2000	2-5	3-5

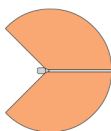
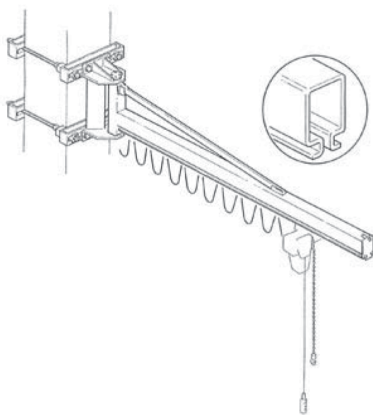


JIB CRANES

C Model



300°

Area servita
Slewing range

270°

Area servita
Slewing range

"C" channel profile jib model

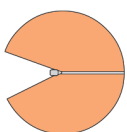
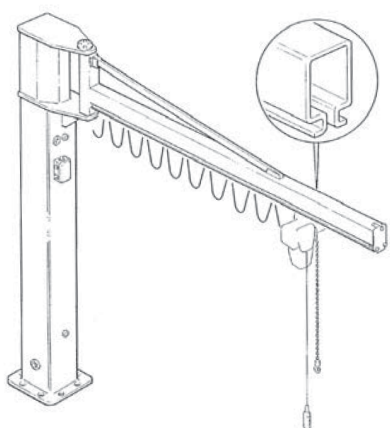
Capacity range 125 to 1000 kg

Jib length 3 to 7 m

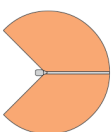
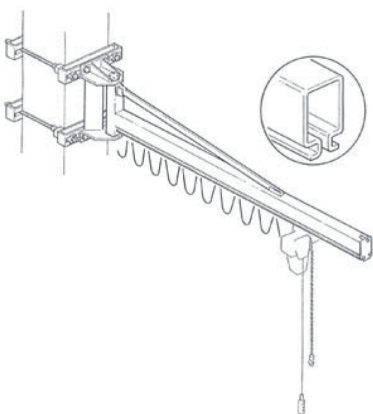
This model is characterized by the extreme ease of handling due to the low inertia deriving from the light weight. The jib is normally fitted with a special "channel" profile trolley, which allows it to be easily push/pull.

Capacity (kg)	Jib Length (m)	Total Column Height (m)
125	3-7	3-5
250	3-7	3-5
500	3-7	3-5
1000	3-7	3-5

H Model



300°

Area servita
Slewing range

270°

Area servita
Slewing range

"H" overbraced jib model

Capacity 250 to 2000 kg

Jib length 4 to 8 m

This model allows the use of the jib crane for greater capacities and slewing range than the C and T models. The jib allows the addition of electric and mechanical push-trolleys.

Capacity (kg)	Jib Length (m)	Total Column Height (m)
250	4-8	3-5
500	4-8	3-5
1000	4-7	3-5
2000	4-5	3-5



Hydraulic and Motorised Slab Cart

Hydraulic and motorised slab trolley, indispensable for lifting and positioning the slabs onto the worktable of your machines. Equipped with rechargeable battery. The telescopic panel enables to handle large slabs.

ADVANTAGES


Our slab trolley SC500 is designed to safely handle large stone slabs:

Worktable of 1380×2000 mm (4'6"×6'6") or 1600×2600 mm (5'2"×8'2");

Extendible telescopic panel for easy access to lever controls when loading large slabs;

Worktop fitted with hard wearing plastic wheels for easy slab loading and off-loading;

Motorised hydraulic system powered by battery.



Universal single phase floor grinding and polishing machine for stone floors. Equipped with variable speed this floor grinder is suitable to work marble, terrazzo, concrete, granite and all kind of stone

Universal Floor Grinding and Polishing Machine

ADVANTAGES

LM30-CE is our best sold floor grinder, the most popular model for professional floor grinder operators, both in Italy and abroad.

Three-phase motor driven by frequency inverter thus improving machine output.

Selection of four different speeds to optimise working of the floor.

Machine level adjustment by eccentric wheel axis.

Transport handle and pivoting wheel facilitate machine movements.

Variable speed model available

TECHNICAL DETAILS

Power	2.2 kW - 3HP
Voltage	230 V (115 V on request)
Motor rpm	1400 rpm
Abrasive holding plate	300 mm
Plate rpm and peripheral speed	440 rpm - 415 m/min
Water tank capacity	26ltr
Size	500x995x945
Net weight	90 kg
90 kg	110 kg



42-44 Cutlers Road, South Woodham Ferrers, CM3 5XJ

T: 01621 742577 E: sales@dzambelis.co.uk

www.dzambelis.co.uk