

STONE SAWS

Manual stone cutting machine AFR-C

Bridge saw with fixed bridge and manual head feed

Compact, essential and sturdy saw with fixed bridge and **manual head feed** for marble and granite slabs; the **bridge tilts** and the **water tank** with built-in recycling pump makes it the perfect for small and large stone fabricating shops. It is equipped with **1 or 2 side extension tables** to enlarge the working surface and facilitate the positioning of the slabs.



Features




HEAD FEED

Manual head feed, useful cut: 1500, 2000, 2500, 3000, 3300, 3500 mm.




BRIDGE TILT

Manual bridge tilt for cutting from 90 to 45 degrees.



CUTTING DEPTH ADJUSTMENT

Manual cutting depth adjustment.



WORKTABLE

Worktable made of galvanized steel rails.

Advantages

Fully equipped and manual bench saw with fixed bridge AFR-C for cutting stone slabs:

- Available with **several useful cutting versions**, according to customer requirements;
- Maximum cutting precision guaranteed by a **special beam design**;
- **Sturdy and compact structure** to work any kinds of slabs;
- **Manual head feed** by hand crank.

Technical details


	AFR-C	AFR-C HT
Useful cut	1500–2000-2500–3000–3300-3500 mm (4'11" – 6'6" – 8'2" – 9'10" – 10'10" – 11'5')	1500–2000-2500–3000–3300-3500 mm (4'11" – 6'6" – 8'2" – 9'10" – 10'10" – 11'5')
Diamond blade diameter	250-300-350 mm (10"–12"–14")	400-450-500 mm (16"–18"–20")
Blade bore size	25.4 mm (1")	25.4 mm (1")
Motor power	3kW = 4HP (3ph.)	4kW = 5.5HP (3ph.)
Motor rotation speed	2800 rpm a 50Hz – 3400 rpm a 60Hz	1400 rpm a 50Hz – 1700 rpm a 60Hz
Standard voltage/ frequency	400V-50/60Hz /230V-60Hz 3ph.	400V-50/60Hz /230V-60Hz 3ph.

Accessories



HT VERSION

Highest and robust increased version with blade guard for disc Ø 400-500mm and 3phase motor, 4kW (5,5HP)



LASER

Laser alignment device mounted on the head shows the blade's cutting line, battery feed 1,5V.



DEVICE FOR PARALLEL CUTS

Machine can be equipped with a special device that, controlling the movement of the side stop, facilitates the execution of parallel cuts. The side stop runs parallel to the cutting line by means of a special hand wheel.




ADJUSTABLE ANGLE SQUARE

Adjustable angle square for maximum cutting precision, length 600mm.




SIDE TABLES WITH ROLLERS

Side extension table equipped with rollers to facilitate slab movement. Dimensions: 1000 x 458 mm



SLOT PROFILING DEVICE

Optional device to perform horizontal cutting and slotting of slab edges. Also, the special adaptor provided permits to use shaped wheels to create and polish various types of profiles on the straight edge.



GALVANIZED WATER TANK

Galvanized and painted water tank, for the maximum rust resistance.



SIDE TABLES

Side tables with side stop for easy slab cutting.

They chose our product

SUPERFLY S.R.O



"Thank you for good cooperation. I am very happy with the saw, has met my expectations for 100%. Once again thank you very much!"

Related products